



Westinghouse

# Enclosed and Gasketed Series


## Wet Location, Flame, Vapor, Corrosion and Vandal Resistant Fluorescent T5 or T8 Enclosed Lighting Fixtures

Recommended applications – replace high and low bay fixtures in wide open areas, indoor or outdoor, wet or frequently cleaned areas.


### Recommended applications — 7' through 16' mounting height

- Parking garages
- Food Processing
- Docking areas
- Garden Centers
- Wash Down Areas
- Out Buildings

Energy savings — 50-75% in most applications with proprietary optics 1 for 1 replacement of 70, 100, 150, 175, 250, 400 Watt Metal Halides and High Pressure Sodium Low or High Bay fixtures.



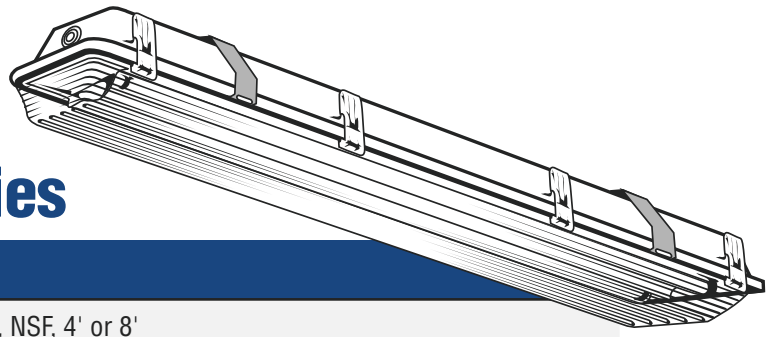
EG4' Model features aluminized widebeam reflector, corrosion resistant parts, narrow 5" width, 50" length, 2L T8 Polycarbonate housing / U.V. Stabilized Diffuser  
IP66



EG6 7"wx51"L or 100" Models feature unique easy to install surface mounting clip. 2L or 3Lamp for cold storage. Wider 4 & 6 Lamp model due mid 2008  
IP67 NSF

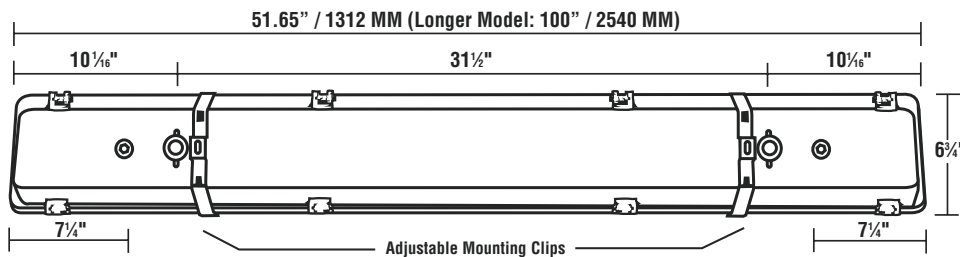


# Indoor / Outdoor / Wet Location Enclosed and Gasketed Series

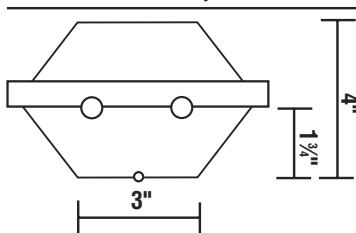


## SPECIFICATIONS / FEATURES

<b>Housing:</b>	EG6: Engineered Resins / Fiberglass, IP67, NSF, 4' or 8'
	EG4: Polycarbonate, IP66, 4' only
<b>Latch:</b>	EG6: Polycarbonate, optional stainless steel
	EG4: Stainless steel, no tool entry
<b>Diffuser:</b>	EG6: High impact, UV stabilized, ribbed diffuser
	EG4: Clear polycarbonate
<b>Mounting Brackets:</b>	Stainless steel / surface mount
<b>Reflectors:</b>	EG6: Optional A12 asymmetrical wide beam
	EG4: Aluminized wide beam standard
<b>Labeled: (wet location)</b>	EG6: C, UL, US
	EG4: CSA, US
<b>Hardware:</b>	Water tight connector included for use in selected knock-out
<b>Gasketing:</b>	EG6: Closed cell, poured in place, antifungal
	EG4: Liquid silicon
<b>Ballast:</b>	Thermally protected, instant restart, 90°C rated
<b>Geartray:</b>	EG6: Steel tray, compress retainer bracket for ballast access, nylon safety tether
	EG4: Non-conductive tray, compress tab for ballast access



Side View Nom., 6" Wide



EG6 1 or 2L  
EG4 2L only  
is 3.2" deep

### Popular Models

EG6-41-T554-O-U (51" T5 1L)

EG6-42-T554-O-U (51" T5 2L)

EG6-42-T832-O-UH (51" T8 2L)  
replace-O with A12 to add reflector

EG6-43-T554-O-U (52" T5 3L)

EG6-84-T554-O-U (100" Tamdem T5)

EG4-42-T832-U-H (50" T8 2L)

Call: 1-800-671-6799; Fax: 1-215-268-1088/ info@westinghouse-ls.com

Westinghouse Lighting Solutions, Philadelphia, PA 19154-1029, U.S.A. An affiliate of Westinghouse Lighting Corporation, a Westinghouse Electric Corporation licensee  
Westinghouse® and "You can be sure...if it's Westinghouse" are all registered trademarks of Westinghouse Electric Corporation

